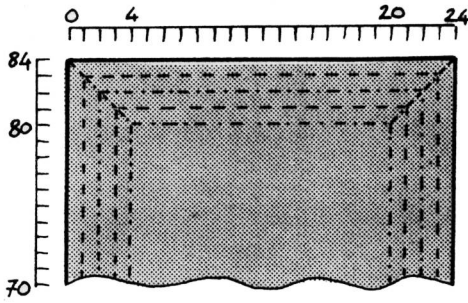


Orologio

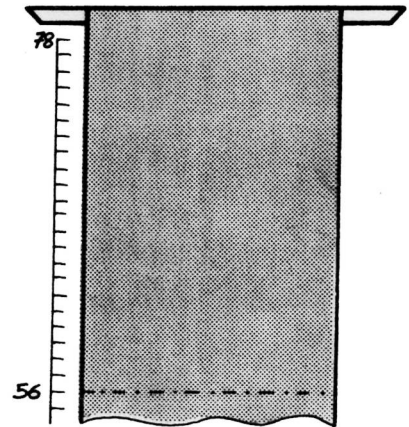


Usare un rettangolo 1x3,5
Prepiegare 24x84

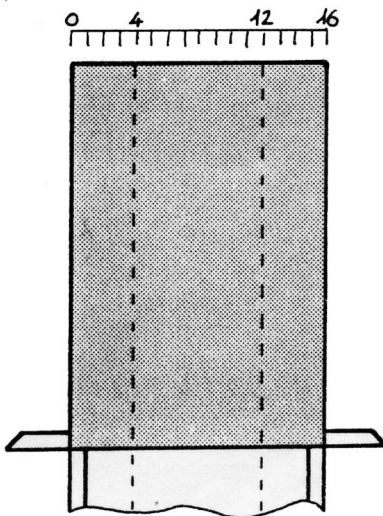
I)



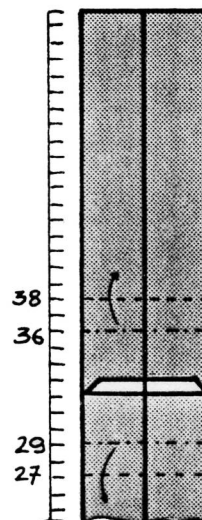
2)



3)

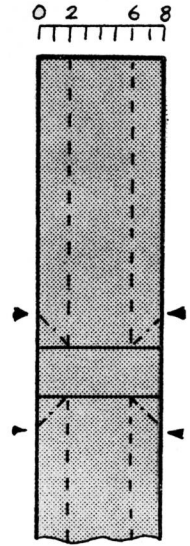



4)

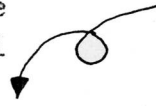


5) cambiare il colore al cinturino (nella parte superiore c'è la fibietta che rimane dello stesso colore del quadrante)

6)



7) modellare le lancette con pieghe "orecchie di coniglio" e rendere il quadrante di forma circolare



8)

