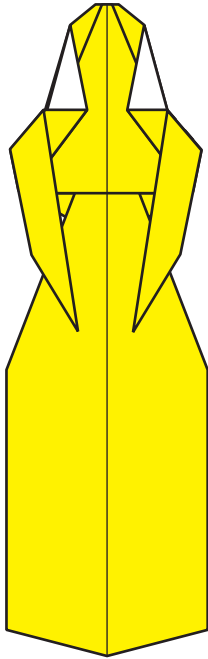
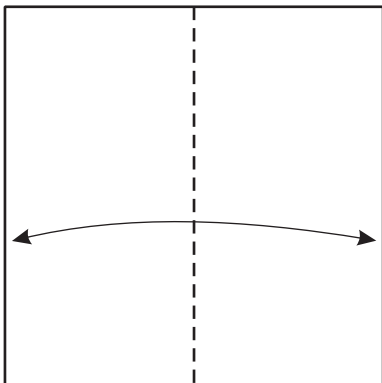


Le belle

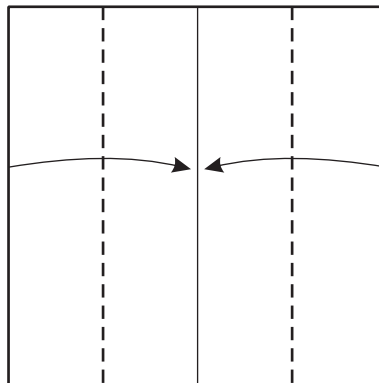


Bella, era umile e pura di cuore, figlia di un ricco e vedovo mercante che perse improvvisamente tutte le sue ricchezze. Quindi in questo modello ho tentato di riprodurre tutte queste caratteristiche senza renderlo difficile. Usate un quadrato.


1 portate un lato su quello opposto e riaprite



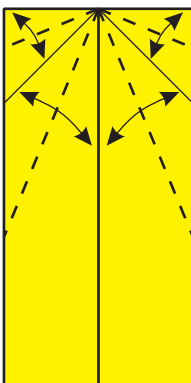
2 portate i lati al centro



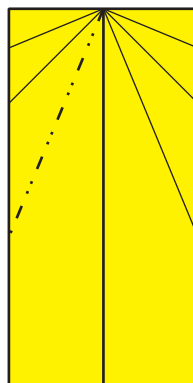
3 create un tetto e riaprite




4 dimezzate tutti gli angoli e riaprite




5 portate all'interno il triangolo



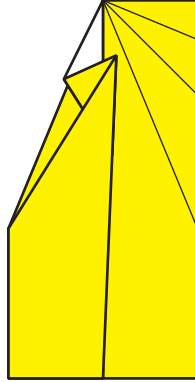
6 passaggio intermedio



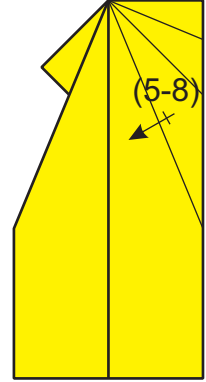
7 portate all'interno il triangolo



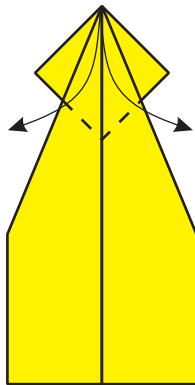
8 passaggio intermedio



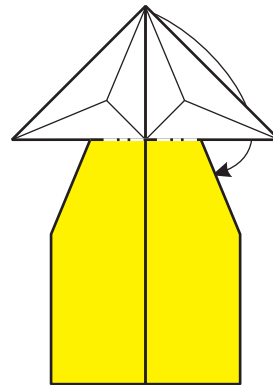
9 ripetete dal passo 5 al passo 8 sull'altro lato



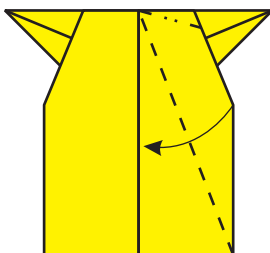
10 aprite quanto più possibile



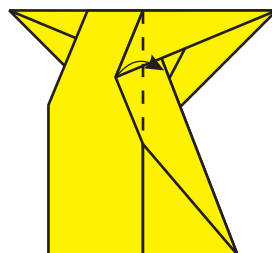
11 portate indietro la punta



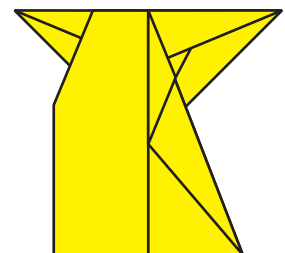
12 aprite e schiacciate




13 portate la punta dall'altra parte



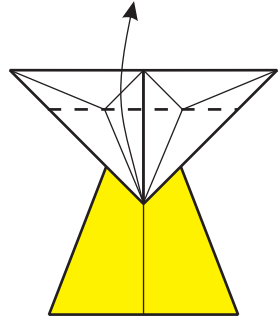
14 ripetete dal passo 12 al 13 sull'altro lato



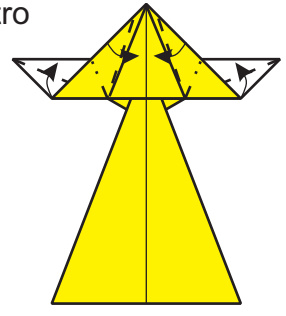
15 voltate il modello



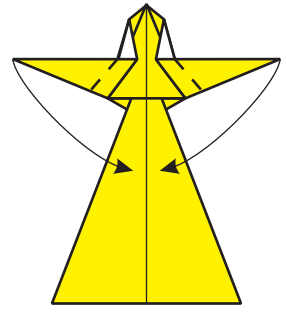
16 portate la punta in su




17 assottigliate le braccia e la testa, notate che le pieghe della testa non arrivano al centro



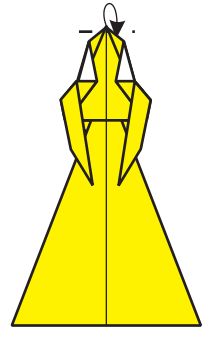
17 abbassate le braccia



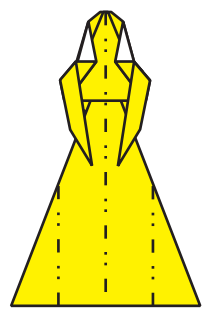
18 assottigliate le braccia



19 portate indietro il triangolo per rendere più rotonda la testa



20 queste pieghe dovete solo abbozzarle per assottigliare e dare tridimensionalità alla gonna.



21 modello finito

